

ISO in figures 2020

Members

165 national standards bodies, comprising
122 member bodies,
39 correspondent members,
4 subscriber members.

Technical committee structure

3 696 technical bodies, comprising
254 technical committees,
501 subcommittees,
2 832 working groups, Sub groups and
109 ad hoc study groups.

Staff

Technical secretariats

35 member bodies provide the administrative and technical services for the secretariats of committees of the ISO technical programme. These services involve a full-time staff equivalent to **500** persons.

Central Secretariat in Geneva

155.4 full-time staff from
23 countries coordinate the worldwide activities of ISO

Development of International Standards

Total at 31 December 2020

23 574 International Standards and standards-type documents.

These standards represented a total output of **1 106 940** pages in English and French (terminology is also often provided in other languages).

In 2020

1 627 International Standards and standards-type documents published.

This output represented a total of **93 660** pages for 2020.

Work in progress

1 573 new projects (work items) registered.

4 465 work items appeared on the programmes of work of the technical committees.

The breakdown was as follows:

1 473 work items at preparatory stage,

1 072 committee drafts,

1 920 Draft International Standards (DIS) and Final Draft International Standards (FDIS).

Meetings

30 technical meetings were in progress, on average, each working day of the year somewhere in the world.

5 256 technical meetings, **800** physical meetings were held in **43** countries and **4456*** virtual meetings, comprising

180 meetings of technical committees,

326 meetings of subcommittees,

4 750 meetings of working groups or ad hoc groups.

[] Due to COVID crisis about 85% of meetings were held virtually*

Liaisons

793 international organizations were in liaison with ISO technical committees and subcommittees.
(*Liaisons Category A & B*)

Electronic access to technical information

Complete information on ISO's standardization activities (including the *ISO Memento* and the *ISO Catalogue*) is available from ISO Online, accessible on the Web at the following address:

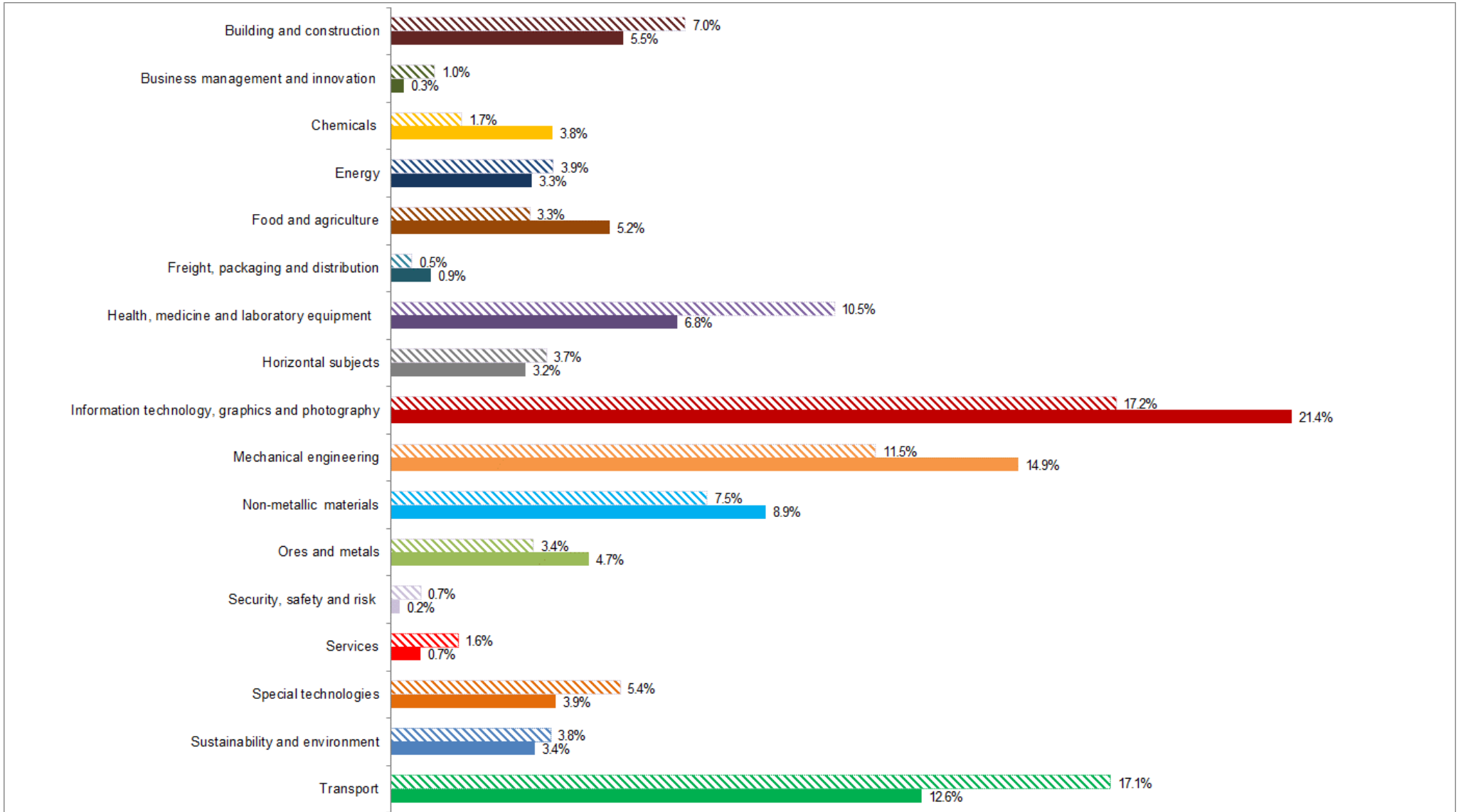
www.iso.org.

Portfolio of published ISO deliverables and work programme

breakdown by technical sectors¹

Technical Sectors	New registered in 2020	%	Total active work items	%	New published ISO deliverables ²	%	Number of pages	Total published ISO deliverables ²	%	Number of pages
Building and construction	76	4.8%	312	7.0%	88	5.4%	5271	1291	5.5%	54463
Business management and innovation	15	1.0%	46	1.0%	9	0.6%	523	65	0.3%	4122
Chemicals	40	2.5%	75	1.7%	46	2.8%	1315	896	3.8%	21822
Energy	62	3.9%	172	3.9%	81	5.0%	4340	784	3.3%	32789
Food and agriculture	37	2.4%	147	3.3%	68	4.2%	2265	1239	5.2%	35299
Freight, packaging and distribution	9	0.6%	22	0.5%	4	0.3%	295	214	0.9%	5975
Health, medicine and laboratory equipment	136	8.6%	470	10.5%	168	10.3%	9984	1615	6.8%	90439
Horizontal subjects	50	3.2%	165	3.7%	49	3.0%	2568	747	3.2%	36291
Information technology, graphics and photography	335	21.3%	769	17.2%	263	16.2%	27713	5051	21.4%	371420
Mechanical engineering	206	13.1%	514	11.5%	190	11.7%	10724	3512	14.9%	159107
Non-metallic materials	124	7.9%	335	7.5%	160	9.8%	5017	2108	8.9%	55873
Ores and metals	54	3.4%	151	3.4%	70	4.3%	1893	1105	4.7%	31313
Security, safety and risk	13	0.8%	31	0.7%	11	0.7%	681	48	0.2%	2916
Services	33	2.1%	71	1.6%	18	1.1%	709	165	0.7%	7717
Special technologies	75	4.8%	243	5.4%	93	5.7%	3970	913	3.9%	37345
Sustainability and environment	47	3.0%	169	3.8%	53	3.3%	2881	809	3.4%	41204
Transport	252	16.0%	763	17.1%	253	15.6%	13441	2971	12.6%	116272
<i>Others (under TMBG³)</i>	9	0.6%	10	0.2%	3	0.2%	70	41	0.2%	2578
Grand Total	1 573		4 465		1 627		93 660	23 574		1 106 940

¹ Based on the technical sectors established by the TMB (17 sectors)



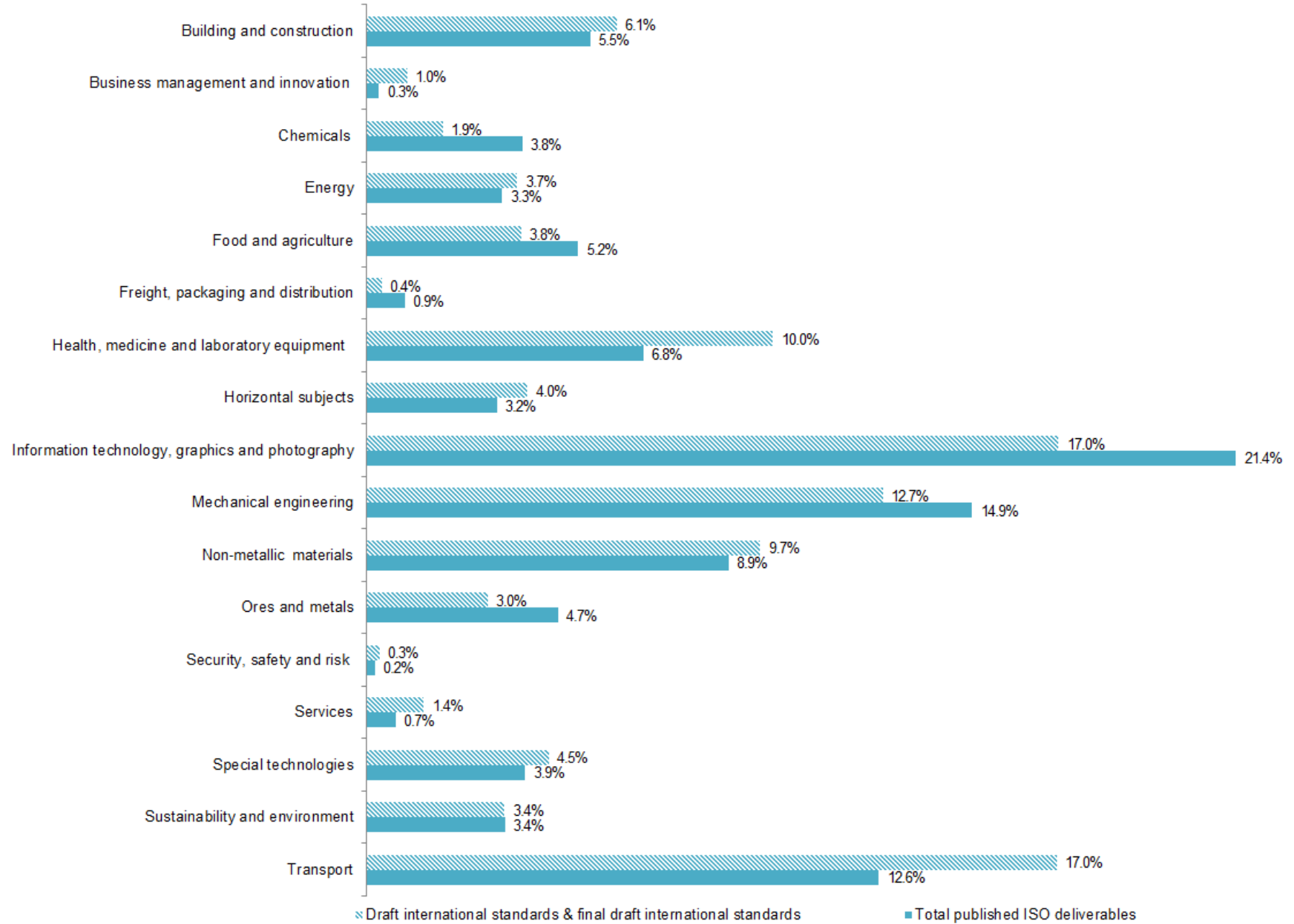
Portfolio of ISO standards and Draft International Standards

by technical sector at the end of 2020

Breakdown by technical sectors

Technical sectors	Draft international standards & final draft international standards	%	Total published ISO deliverables ²	%
Building and construction	118	6.1%	1291	5.5%
Business management and innovation	19	1.0%	65	0.3%
Chemicals	36	1.9%	896	3.8%
Energy	71	3.7%	784	3.3%
Food and agriculture	73	3.8%	1239	5.2%
Freight, packaging and distribution	7	0.4%	214	0.9%
Health, medicine and laboratory equipment	193	10.0%	1615	6.8%
Horizontal subjects	76	4.0%	747	3.2%
Information technology, graphics and photography	327	17.0%	5051	21.4%
Mechanical engineering	244	12.7%	3512	14.9%
Non-metallic materials	186	9.7%	2108	8.9%
Ores and metals	57	3.0%	1105	4.7%
Security, safety and risk	6	0.3%	48	0.2%
Services	27	1.4%	165	0.7%
Special technologies	86	4.5%	913	3.9%
Sustainability and environment	65	3.4%	809	3.4%
Transport	326	17.0%	2971	12.6%
Others (under TMBG)	3	0.1%	41	0.2%
Total	1 920		23574	

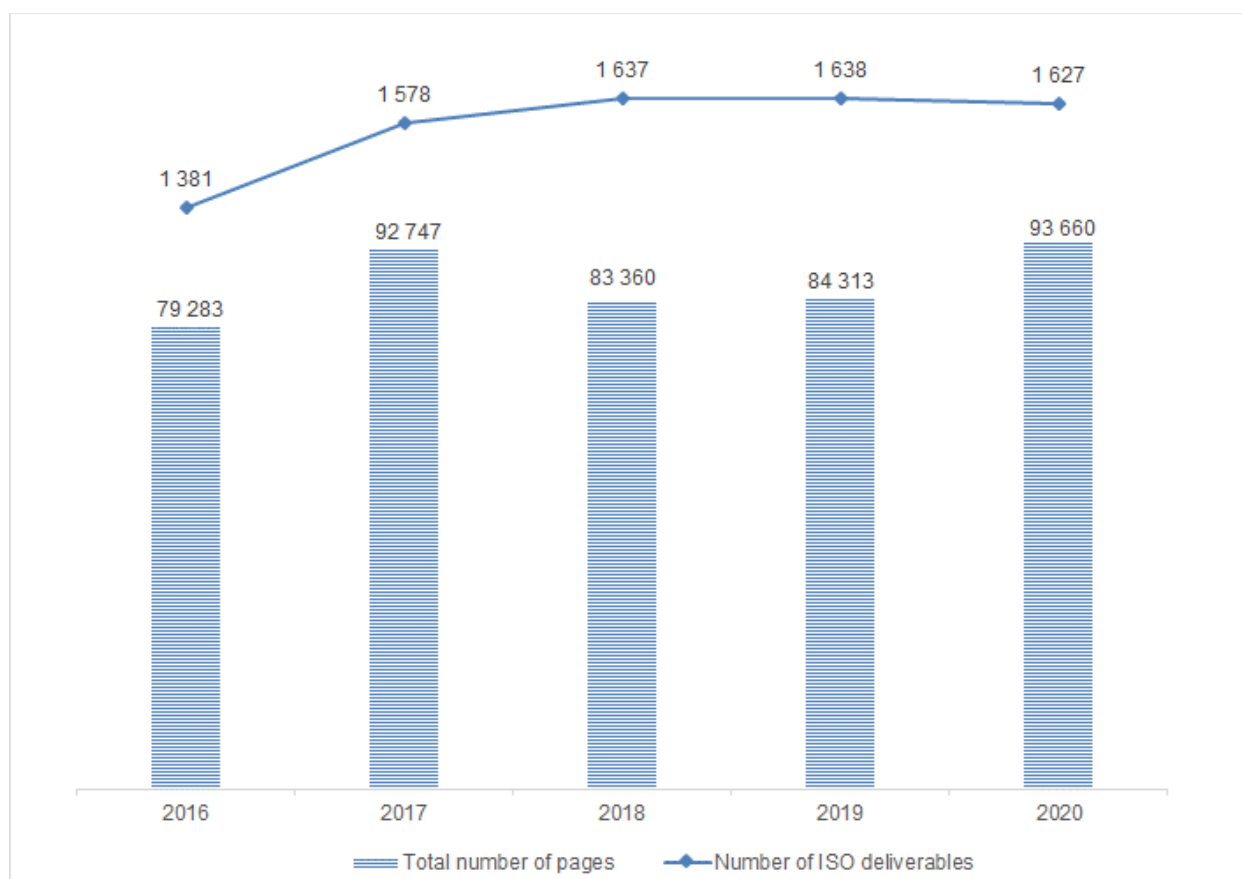
² International Standards and all others document-type (like Technical Report, Technical Specifications, Publicly Available Specification, etc.)



ISO Data for Yearly production:

Number of ISO Deliverables and total number of pages (2016-2020)

	Number of published ISO deliverables	Total number of pages
2016	1 381	79 283
2017	1 578	92 747
2018	1 637	83 360
2019	1638	84 313
2020	1 627	93 660



ISO member bodies' contribution to the standards process

ISO Member	Number of active secretariats at TC and SC level	Number of convenorships at WG level	ISO Member	Number of active secretariats at TC and SC level	Number of convenorships at WG level
Algeria [IANOR]	0	1	Japan [JISC]	78	227
Argentina [IRAM]	1	3	Kenya [KEBS]	1	2
Australia [SA]	23	57	Korea, Republic of [KATS]	18	113
Austria [ASI]	3	17	Luxembourg [ILNAS]	0	3
Belarus [BELST]	0	1	Malaysia [DSM]	3	8
Belgium [NBN]	5	26	Netherlands [NEN]	13	61
Brazil [ABNT]	3	14	New Zealand [NZSO]	0	6
Canada [SCC]	16	104	Norway [SN]	11	30
Chile [INN]	0	1	Philippines [BPS]	0	2
China [SAC]	66	215	Poland [PKN]	2	0
Colombia [ICONTEC]	2	1	Portugal [IPQ]	1	6
Czech Republic [UNMZ]	0	4	Qatar [QS]	0	1
Denmark [DS]	3	21	Russian Federation [GOST R]	7	5
Egypt [EOS]	0	1	Singapore [SSC]	0	3
Finland [SFS]	2	12	Slovakia [UNMS SR]	0	1
France [AFNOR]	81	209	Slovenia [SIST]	0	1
Germany [DIN]	135	384	South Africa [SABS]	11	7
Ghana [GSA]	0	1	Spain [UNE]	6	22
Greece [NQIS ELOT]	0	1	Sweden [SIS]	26	52
Iceland [IST]	0	2	Switzerland [SNV]	19	25
India [BIS]	11	11	Thailand [TISI]	0	5
Iran, Islamic Republic of [ISIRI]	4	20	Turkey [TSE]	2	2
Ireland [NSAI]	0	4	Uganda [UNBS]	1	1
Israel [SII]	3	13	Ukraine [DSTU]	1	2
Italy [UNI]	21	59	United Kingdom [BSI]	77	226
Jamaica [BSJ]	1	1	United States [ANSI]	103	427